

Counseling and Behavioral Interventions for Healthy Weight and Weight Gain in Pregnancy

Evidence Report and Systematic Review for the US Preventive Services Task Force

Amy G. Cantor, MD, MPH; Rebecca M. Jungbauer, DrPH, MPH, MA; Marian McDonagh, PharmD; Ian Blazina, MPH; Nicole E. Marshall, MD, MCR; Chandler Weeks, MPH; Rongwei Fu, PhD; Erin S. LeBlanc, MD, MPH; Roger Chou, MD

IMPORTANCE Counseling and active behavioral interventions to limit excess gestational weight gain (GWG) during pregnancy may improve health outcomes for women and infants. The 2009 National Academy of Medicine (NAM; formerly the Institute of Medicine) recommendations for healthy GWG vary according to prepregnancy weight category.

OBJECTIVE To review and synthesize the evidence on benefits and harms of behavioral interventions to promote healthy weight gain during pregnancy to inform the US Preventive Services Task Force recommendation.

DATA SOURCES Ovid MEDLINE and the Cochrane Library to March 2020, with surveillance through February 2021.

STUDY SELECTION Randomized clinical trials and nonrandomized controlled intervention studies focused on diet, exercise, and/or behavioral counseling interventions on GWG.

DATA EXTRACTION AND SYNTHESIS Independent data abstraction and study quality rating with dual review.

MAIN OUTCOMES AND MEASURES Gestational weight-related outcomes; maternal and infant morbidity and mortality; harms.

RESULTS Sixty-eight studies (N = 25 789) were included. Sixty-seven studies evaluated interventions during pregnancy, and 1 evaluated an intervention prior to pregnancy. GWG interventions were associated with reductions in risk of gestational diabetes (43 trials, n = 19 752; relative risk [RR], 0.87 [95% CI, 0.79 to 0.95]; absolute risk difference [ARD], -1.6%) and emergency cesarean delivery (14 trials, n = 7520; RR, 0.85 [95% CI, 0.74 to 0.96]; ARD, -2.4%). There was no significant association between GWG interventions and risk of gestational hypertension, cesarean delivery, or preeclampsia. GWG interventions were associated with decreased risk of macrosomia (25 trials, n = 13 990; RR, 0.77 [95% CI, 0.65 to 0.92]; ARD, -1.9%) and large for gestational age (26 trials, n = 13 000; RR, 0.89 [95% CI, 0.80 to 0.99]; ARD, -1.3%) but were not associated with preterm birth. Intervention participants experienced reduced weight gain across all prepregnancy weight categories (55 trials, n = 20 090; pooled mean difference, -1.02 kg [95% CI, -1.30 to -0.75]) and demonstrated lower likelihood of GWG in excess of NAM recommendations (39 trials, n = 14 271; RR, 0.83 [95% CI, 0.77 to 0.89]; ARD, -7.6%). GWG interventions were associated with reduced postpartum weight retention at 12 months (10 trials, n = 3957; mean difference, -0.63 kg [95% CI, -1.44 to -0.01]). Data on harms were limited.

CONCLUSIONS AND RELEVANCE Counseling and active behavioral interventions to limit GWG were associated with decreased risk of gestational diabetes, emergency cesarean delivery, macrosomia, and large for gestational age. GWG interventions were also associated with modest reductions in mean GWG and decreased likelihood of exceeding NAM recommendations for GWG.

JAMA. 2021;325(20):2094-2109. doi:10.1001/jama.2021.4230

← Editorial page 2053

+ Multimedia

← Related article page 2087 and JAMA Patient Page page 2126

+ Supplemental content

Author Affiliations: Pacific Northwest Evidence-based Practice Center, Department of Medical Informatics and Clinical Epidemiology, Oregon Health & Science University, Portland (Cantor, Jungbauer, McDonagh, Blazina, Weeks, Fu, Chou); Department of Family Medicine, Oregon Health & Science University, Portland (Cantor); Department of Obstetrics and Gynecology, Oregon Health & Science University, Portland (Cantor, Marshall); School of Public Health, Oregon Health & Science University-Portland State University (Fu); Kaiser Permanente, Center for Health Research, Portland, Oregon (LeBlanc).

Corresponding Author: Amy G. Cantor, MD, MPH, Oregon Health & Science University, 3181 SW Sam Jackson Park Rd, Mail Code BICC, Portland, OR 97239 (cantor@ohsu.edu).

The prevalence of overweight and obesity is increasing among women of childbearing age and pregnant women in the US, similar to trends observed in nonpregnant populations. Data suggest that obesity rates during pregnancy in the US increased from 13% in 1993 to 24% in 2015, and in the same year, nearly half of all women entered pregnancy with a body mass index (BMI) category of overweight (24%) or obese (24%).^{1,2}

Gestational weight gain is usually defined as change in weight measured before pregnancy (prepregnancy) or during the first trimester to weight measured at the end of pregnancy (eg, prior to delivery). Prepregnancy BMI is independently associated with many adverse pregnancy outcomes. Many observational studies report strong associations between elevated prepregnancy BMI and adverse pregnancy outcomes.³⁻¹¹ In 2009, the National Academy of Medicine (NAM; formerly the Institute of Medicine) recommended that women begin pregnancy with a normal BMI and made recommendations for healthy gestational weight gain (GWG), which varied according to prepregnancy weight category (25-35 lb for normal weight, or BMI 18.5-24.9 [calculated as weight in kilograms divided by height in meters squared]; 15-25 lb for overweight, or BMI 25.0-29.9; and 11-20 lb for obese, or BMI ≥ 30.0).¹² Approaches to achieving recommended GWG include preconception counseling and weight loss for women with overweight or obesity; counseling about healthy weight gain during pregnancy; adherence to NAM recommendations for GWG; and/or providing women at risk of excess GWG with lifestyle interventions.¹³ Guidelines also note that abnormally high or low BMI and excessive GWG is associated with pregnancy complications. In response to NAM and other recommendations on GWG, there has been a proliferation of randomized clinical trials on the effect of interventions on GWG published in the last decade.^{14,15}

The US Preventive Services Task Force (USPSTF) has not previously made a recommendation on healthy weight gain during pregnancy. This review synthesizes current evidence to inform a USPSTF recommendation on this topic.

Methods

Scope of the Review

This review addressed 3 key questions (KQs) (Figure 1) examining the effectiveness of counseling and active behavioral interventions to promote healthy weight gain during pregnancy on health-related outcomes (KQ1), weight-related outcomes (KQ2); and potential harms of interventions (KQ3). Full methods, including data analysis methods, are available in the full evidence report.¹⁷

Data Sources and Searches

Searches of Ovid MEDLINE, the Cochrane Central Register of Controlled Trials, and the Cochrane Database of Systematic Reviews through February 2021 (eMethods 1 in the Supplement). Reference list review of relevant systematic reviews supplemented the searches. Ongoing surveillance was conducted to identify major studies published since March 2020 that may affect the conclusions or understanding of the evidence and related USPSTF recommendation. The last surveillance, conducted on February 5, 2021, identified no additional studies. All searches were limited to articles published in English.

Study Selection

Two investigators independently reviewed titles, abstracts, and full-text articles using predefined eligibility criteria (eTable 1 in the Supplement). Populations included adolescent and adult women who were pregnant or planning a pregnancy, with normal weight (BMI of 18.5-24.9), overweight (BMI of 25-29.9) or obesity (BMI ≥ 30), based on prepregnancy weight categories as defined by the World Health Organization. Women with low prepregnancy BMI (underweight) were outside the scope of this review. Studies of interventions vs controls (eg, usual care, attention control, minimal intervention) were included (eTable 7 in the Supplement). Interventions were categorized as active (consisting of a structured, physical element that could include a counseling component [eg, supervised exercise programs, prescribed exercise or dietary programs, or intensive weight management] or counseling only. Intervention intensity was categorized as low (<2 contacts during the intervention period), moderate (3-11 contacts), or high (≥ 12 contacts). Outcomes were classified as weight-related intermediate outcomes (GWG, exceeding or adhering to NAM GWG recommendations, and postpartum weight loss or retention) or health outcomes (maternal morbidity or mortality, infant morbidity or mortality). Harms were anxiety, depression, maternal musculoskeletal injuries, stigma, and those related to insufficient weight gain, including infants small for gestational age. Randomized clinical trials (RCTs) and nonrandomized controlled intervention studies were considered for harms; only RCTs were eligible for analysis in all other outcomes.

Data Abstraction and Quality Rating

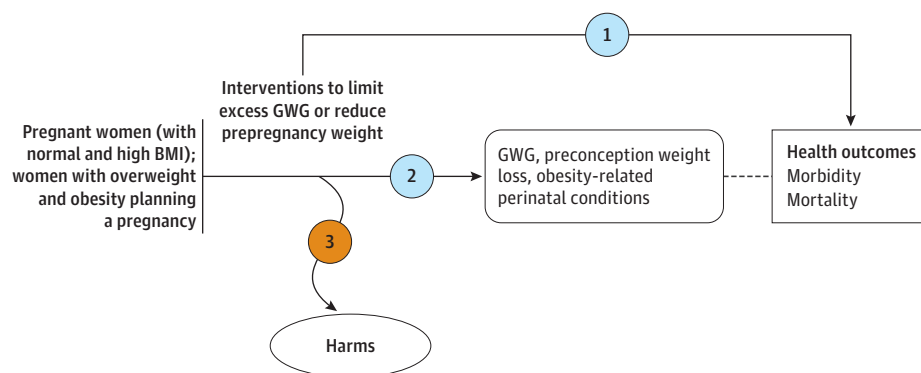
One investigator abstracted details about each study's design, patient population, setting, interventions, analysis, follow-up, and results. A second investigator reviewed abstracted data for accuracy. Two investigators independently assessed the quality of each study as good, fair, or poor using predefined criteria developed by the USPSTF (eMethods 2 in the Supplement).¹⁶ Discrepancies were resolved through consensus. In accordance with the USPSTF Procedure Manual, poor-quality studies with critical methodological limitations were excluded.¹⁶

Data Synthesis

Data were synthesized separately for each KQ by outcome. Only RCTs were considered for meta-analysis. Nonrandomized controlled intervention studies were not pooled; these studies did not affect the findings that are described in the full report. For both continuous and dichotomous outcomes, random-effects meta-analyses were conducted using the profile likelihood method using Stata version 14 (StataCorp).

For continuous data, meta-analysis of RCTs was conducted to combine the mean difference between the intervention and the control groups. For mean GWG, the mean difference adjusted for baseline characteristics was used in the meta-analysis when available; otherwise, the mean difference in weight change from baseline to follow-up was used. Because imbalance in baseline weight was generally not observed, sensitivity analysis was not conducted using the difference in follow-up weights. If necessary, mean weight change was calculated based on reported baseline and follow-up weights; when not reported, the correlation between baseline and follow-up weights was assumed to be the average

Figure 1. Analytic Framework: Counseling and Behavioral Interventions for Healthy Weight and Weight Gain in Pregnancy



Key questions

1.
 - a. Do interventions to limit excess gestational weight gain improve health outcomes among pregnant women and their infants?
 - b. Do interventions to reduce prepregnancy weight in women who are overweight or obese improve health outcomes among women who become pregnant and their infants?
 - c. Does the effectiveness of these interventions differ by age, race/ethnicity, socioeconomic status, parity, smoking status, or BMI category?
2.
 - a. Do interventions to limit excess gestational weight gain reduce gestational weight gain, postpartum weight retention, or obesity-related adverse perinatal conditions among pregnant women and their infants?
 - b. Do interventions to reduce prepregnancy weight in women who are overweight or obese improve weight outcomes or reduce obesity-related adverse perinatal conditions among women who become pregnant and their infants?
 - c. Does the effectiveness of these interventions differ by age, race/ethnicity, socioeconomic status, parity, smoking status, or BMI category?
3.
 - a. What are the harms of interventions to limit excess gestational weight gain among pregnant women and their infants?
 - b. What are the harms of interventions to reduce prepregnancy weight among women who are overweight or obese?
 - c. Do the harms of these interventions differ by age, race/ethnicity, socioeconomic status, parity, smoking status, or BMI category?

Evidence reviews for the US Preventive Services Task Force (USPSTF) use an analytic framework to visually display the key questions that the review will address to allow the USPSTF to evaluate the effectiveness and safety of a preventive service. The questions are depicted by linkages that relate interventions and outcomes. A dashed line indicates a health outcome that immediately follows an intermediate outcome. For additional information see the USPSTF Procedure Manual.¹⁶ BMI indicates body mass index; GWG, gestational weight gain.

correlation calculated from studies that reported this information. Missing standard deviations were imputed, if necessary, by assuming the same coefficient of variation at baseline and follow-up; the standard deviations at baseline and follow-up were similar in studies that reported both. For dichotomous outcomes with at least 5 trials, sufficient sample size, and comparable outcomes, risk ratios were combined across eligible studies.

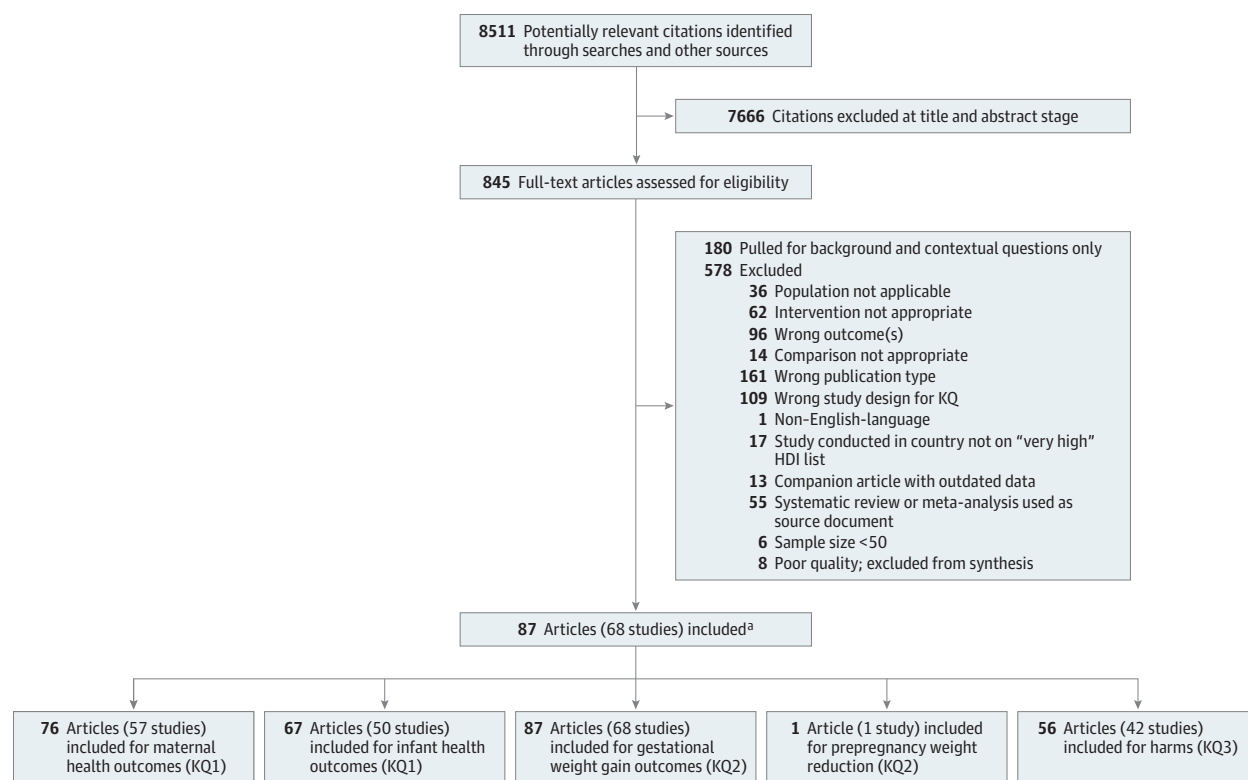
Stratified analyses were conducted when sufficient data were available on BMI category (normal, overweight, obese, overweight or obese combined, or mixed BMI populations), GWG assessment time point (28 weeks, 34-36 weeks, 36 weeks up to delivery, and at delivery), intervention type (counseling-only or active), intervention intensity (low, moderate, or high), and study quality (good or fair). Statistical heterogeneity was assessed with the Cochran Q-test and the I^2 statistic to detect the proportion of total variability in point estimates.¹⁸ The P value for subgroup interaction was calculated to test for subgroup differences. Interactions between interventions and sociodemographic characteristics could not be assessed because of sparse data. Results were considered statistically significant if the P value was less than .05, based on 2-sided testing.

Results

A total of 8511 unique citations and 845 full-text articles were reviewed. Across all KQs, 64 RCTs ($N = 24\,829$)¹⁹⁻⁸² and 4 nonrandomized controlled intervention studies ($N = 960$)⁸³⁻⁸⁶ met criteria for this systematic review (Figure 2).

Across all studies, sample sizes ranged from 50 to 2261 ($N = 25\,789$; median $n = 230$). Mean sample ages ranged from 18.6 years to 33.8 years (median, 30.4 [SD, 2.8] years), with study eligibility criteria ranging from 14 to 49 years (eTable 2 in the Supplement). Twenty-eight of 68 included studies (41%) enrolled more than 20% of patients from diverse backgrounds, including those who were socioeconomically disadvantaged, racial or ethnic minorities, rural populations, or others defined by the National Institute on Minority Health and Health Disparities as populations adversely affected by disparities.⁸⁷ There were no studies exclusively of pregnant adolescents or women with advanced maternal age. Studies enrolled women in 3 prepregnancy BMI categories: mixed (all BMI categories), overweight and obesity only, and obesity only.

Figure 2. Literature Search Flow Diagram: Counseling and Behavioral Interventions for Healthy Weight and Weight Gain in Pregnancy



Targeted searches for the contextual questions are not included in diagram. HDI indicates Human Development Index; KQ, key question.

^a Some included publications are counted in multiple sections.

All studies evaluated pregnancy interventions except for 1 study of a prepregnancy intervention; 1 study included a preconception component.^{70,88} The majority of interventions were counseling-only (45 studies),^{20-24,31-36,38-40,46-48,51-58,60,62,64-70,74-79,81,82,84-86,89-99} and were rated as moderate-intensity (23 studies)^{20,22,31,33,38,39,46,47,51-54,57,58,62,69,70,74-76,82,84,85,89,91,93-96} or high-intensity (34 studies)^{19,21,25-30,34,37,40-45,48-50,56,59,61,63,66,67,71-73,77-81,83,86,90,92,98-105} (eTable 3 in the [Supplement](#)). The remaining 22 studies^{19,25-30,37,41-45,49,50,59,61,63,71-73,80,83,100-105} used active interventions (eTable 3 in the [Supplement](#)).

The duration of follow-up ranged from 14 weeks to 12 months postpartum; the majority (77%) of studies enrolled pregnant women early in their second trimester and followed them up until at least 36 weeks' gestation (eTable 4 in the [Supplement](#)). Fifteen RCTs and 1 nonrandomized controlled intervention study were rated good-quality, and 49 RCTs and 3 nonrandomized controlled intervention studies were rated fair-quality (eTables 5 and 6 in the [Supplement](#)). Given the nature of the interventions and comparisons, many participants and clinicians could not be blinded. Methodological limitations included unclear reporting of randomization and allocation concealment (eMethods 2 in the [Supplement](#)).

Benefits for Health Outcomes

Key Question 1a. Do interventions to limit excess gestational weight gain improve health outcomes among pregnant women and their infants?

Key Question 1b. Do interventions to reduce prepregnancy weight in women who are overweight or obese improve health outcomes among women who become pregnant and their infants?

Key Question 1c. Does the effectiveness of these interventions differ by age, race/ethnicity, socioeconomic status, parity, smoking status, or BMI category?

Maternal Health Outcomes

Gestational Diabetes | Forty-three trials (n = 19 752) of counseling-only and active interventions vs controls reported on gestational diabetes (Table 1; eFigure 1 in the [Supplement](#)).^{20,24,26,28-34,36-39,41,44,46,48,53,55-60,62-65,67,69-74,78-80,82} Gestational diabetes criteria varied among studies and included criteria based on country-specific guidelines (15 trials)^{29,31,39,44,49-51,53,55,59,65,67,72,80,82}; International Association of Diabetes and Pregnancy Study Groups criteria using the 1-step approach to diagnosis with a 75-g glucose load (18 trials)^{20,24,30,33,34,37,38,41,46,52,56,60,63,69,70,73,74,78}; and review of medical records (8 trials).^{28,36,57,58,62,64,71,79} Two trials used unclear criteria to define gestational diabetes.^{26,32}

Gestational weight gain interventions were associated with decreased risk of gestational diabetes vs control (43 trials; relative risk [RR], 0.87 [95% CI, 0.79 to 0.95]; $I^2 = 16.4%$; absolute risk difference [ARD], -1.6% [95% CI, -2.5% to -0.7%]) (Table 1; eFigure 1 in the [Supplement](#)). In stratified analyses, there were no statistically significant interactions between effects of GWG

Table 1. Summary of Pooled Findings: Maternal Health Outcomes (Key Question 1)

BMI category ^a	No. of trials	Effect size, RR (95% CI)	I ² , %	ARD, %
Gestational diabetes mellitus				
Overall	43	0.87 (0.79-0.95)	16.4	-1.6
Normal only	1	0.99 (0.65-1.50)	NA	NA
Overweight only	0	NA	NA	NA
Obese only	11	0.98 (0.84-1.13)	0	NA
Overweight-obese combined	11	0.80 (0.67-0.94)	0	NA
Mixed	20	0.83 (0.69-0.97)	26.5	NA
Gestational hypertension				
Overall	28	0.87 (0.70-1.04)	32.5	-0.8
Normal	6	0.46 (0.21-0.93)	40.8	NA
Overweight	2	0.71 (0.25-2.06)	0	NA
Obese	10	0.93 (0.70-1.25)	0	NA
Overweight-obese combined	12	0.98 (0.67-1.18)	0	NA
Mixed categories	9	0.81 (0.54-1.14)	55	NA
Cesarean delivery^b				
Overall	34	0.98 (0.91-1.04)	10.8	-0.7
Normal only	5	1.02 (0.81-1.27)	0	NA
Overweight only	3	0.78 (0.44-1.34)	23	NA
Obese only	9	0.98 (0.82-1.21)	13	NA
Overweight-obese combined	15	1.02 (0.89-1.16)	24	NA
Mixed	17	0.98 (0.87-1.07)	15.4	NA
Emergency cesarean delivery^c				
Overall	14	0.85 (0.74-0.96)	0	-2.4
Preeclampsia				
Overall	27	0.98 (0.84-1.13)	0	0.1
Normal only	2	0.87 (0.43-1.55)	0	NA
Overweight only	0	NA	NA	NA
Obese only	10	1.09 (0.79-1.70)	0	NA
Overweight-obese combined	6	1.00 (0.73-1.35)	0	NA
Mixed	12	0.93 (0.72-1.17)	0	NA

Abbreviations: ARD, absolute risk difference; BMI, body mass index; NA, not applicable; RR, risk ratio.

^a Studies enrolled participants of mixed (all BMI categories), overweight and obesity only, and obesity only but could present outcomes by individual BMI category. Stratified analyses were conducted when sufficient data were available on individual BMI categories. Some studies were included in multiple categories.

^b Reported as any cesarean delivery (type not specified), excluding emergency or elective.

^c Stratified analysis by BMI category not conducted.

interventions on likelihood of gestational diabetes and BMI category, intervention type, or intensity.

Gestational Hypertension | Twenty-eight RCTs (n = 14 875) reported rates of gestational hypertension (Table 1; eFigure 2 in the Supplement).^{24,28,31-34,38,39,41,51,52,55-58,60,62-64,67,69-71,73,77,79,80,82} Gestational hypertension was defined as persistent or repeated measures of blood pressure greater than or equal to 140/90 mm Hg after 20 weeks' gestation (a definition generally consistent with the US guideline).¹⁰⁶

Gestational weight gain interventions were not associated with reduced likelihood of gestational hypertension compared with controls (28 trials; RR, 0.87 [95% CI, 0.70 to 1.04]; I² = 32.5%; ARD, -0.8% [95% CI, -1.9% to 0.2%]) (Table 1; eFigure 2 in the Supplement). However, stratified analysis showed statistically significant interactions between effects of GWG interventions on risk of gestational hypertension and intervention type and intensity (P < .001 for interactions) but not BMI category. There were statistically significant effects in the active (7 trials;

RR, 0.60 [95% CI, 0.41 to 0.82]; I² = 0%; P < .001) and high-intensity (12 trials; RR, 0.69 [95% CI, 0.50 to 0.91]; I² = 23.5%; P = .006) intervention subgroups.

Cesarean Delivery | Forty-six RCTs (n = 19 573) reported effects of GWG interventions on rates of cesarean delivery (Table 1; eFigure 3 in the Supplement).^{20,22-24,26,28-34,36-40,44,49-52,55-59,61-65,67,69,71-73,75,77-80,82,100} Thirty-four trials^{20,22,26,28-30,33,34,36,38-41,44,49-52,56-59,61-65,67,69,71,73,78,79,82} reported on the outcome of cesarean delivery not specified as emergency or elective (n = 15 908); 12 trials^{24,31,32,37,44,52,55,72,75,77,80} specified elective cesarean delivery (n = 6222); and 14 trials^{24,31,32,37,38,44,52,55,56,67,72,75,77,80} reported emergency cesarean delivery (n = 7520), though only 1 trial⁷⁸ reported indications for emergency cesarean delivery (eTable 4 in the Supplement).

Gestational weight gain interventions were not associated with decreased likelihood of cesarean delivery (not specified as emergency or elective) vs controls (34 trials; RR, 0.98 [95% CI, 0.91 to 1.04]; I² = 10.8%; ARD, -0.7% [95% CI, -2.4% to 0.8%])

Table 2. Summary of Pooled Findings: Infant Health Outcomes (Key Question 1)

BMI category ^a	No. of trials	Effect size, RR (95% CI)	I ² , %	ARD, %
Macrosomia				
Overall	25	0.77 (0.65-0.92)	38.3	-1.9
Normal only	5	0.73 (0.51-1.30)	0	NA
Overweight only	0	NA	NA	NA
Obese only	3	1.00 (0.68-1.26)	0	NA
Overweight-obese combined	7	0.83 (0.68-1.04)	0	NA
Mixed	14	0.76 (0.56-0.93)	0	NA
Large for gestational age				
Overall	26	0.89 (0.80-0.99)	0	-1.3
Normal only	1	0.87 (0.64-1.27)	NA	NA
Overweight only	0	NA	NA	NA
Obese only	7	0.88 (0.59-1.19)	12	NA
Overweight-obese combined	8	0.87 (0.64-1.20)	0	NA
Mixed	10	0.92 (0.75-1.11)	0	NA
Preterm birth^b				
Overall	33	0.93 (0.81-1.07)	2.2	-0.2
Normal only	1	1.14 (0.64-2.03)	NA	NA
Overweight only	0	NA	NA	NA
Obese only	5	1.72 (0.95-4.78)	0	NA
Overweight-obese combined	8	0.77 (0.47-1.07)	0	NA
Mixed	19	0.94 (0.79-1.09)	0	NA

Abbreviations: ARD, absolute risk difference; BMI, body mass index; NA, not applicable; RR, risk ratio.

^a Studies enrolled participants of mixed (all BMI categories), overweight and obesity only, and obesity only but could present outcomes by individual BMI category. Stratified analyses were conducted when sufficient data were available on individual BMI categories. Some studies were included in multiple categories.

^b Reported as any preterm birth (<37 weeks, <36 weeks, or not reported).

(Table 1; eFigure 3 in the Supplement). However, GWG interventions were associated with reduced risk of emergency cesarean delivery (14 trials; RR, 0.85 [95% CI, 0.74 to 0.96]; $I^2 = 0\%$; ARD, -2.4% [95% CI, -4.2% to -0.3%]) (Table 1). A separate analysis was not conducted for elective cesarean delivery alone because of lack of reporting on indication. In stratified analyses, there were no statistically significant interactions between associations of GWG interventions with likelihood of cesarean delivery and BMI category, intervention type, or intensity.

Preeclampsia | Twenty-seven RCTs (n = 17 538) reported effects of GWG interventions on rates of preeclampsia (Table 1; eFigure 4 in the Supplement).^{20,24,28,31,36,38,39,44,51-53,55,57,58,62-64,67,69,70,72,73,77,79,80,82} Most studies defined preeclampsia as gestational hypertension accompanied by proteinuria (greater than 300 mg/24 h). The remaining 6 trials^{57,58,62-64,82} reported preeclampsia as clinically distinct from gestational hypertension but did not provide a formal definition.

Interventions for GWG were not associated with reduced risk of preeclampsia vs controls (27 trials; RR, 0.98 [95% CI, 0.84 to 1.13]; $I^2 = 0\%$; ARD, 0.1% [95% CI, -0.6% to 0.5%]) (Table 1; eFigure 4 in the Supplement). In stratified analyses, there were no statistically significant interactions between effects of GWG interventions on likelihood of preeclampsia and BMI category, intervention type, or intensity.

There were no effects of GWG interventions on the remaining maternal outcomes (postpartum hemorrhage, perineal trauma, or maternal death); events were uncommon and estimates were imprecise. See the full report for details.¹⁷

Infant Health Outcomes

Macrosomia | Twenty-five trials (n = 13 990) evaluated effects of GWG interventions on risk of macrosomia. Macrosomia was defined as term infants weighing more than 4 kg (21 RCTs^{22,25,27,28,30,33,38,53,57,59,62-64,67,71-73,77,79,80,107}) or 4.5 kg (6 RCTs),^{24,37,38,51-53} with 2 trials^{38,53} reporting outcomes using both definitions (eTable 4 in the Supplement).

Gestational weight gain interventions were associated with decreased risk of macrosomia vs controls (25 trials; RR, 0.77 [95% CI, 0.65 to 0.92]; $I^2 = 38.3\%$; ARD, -1.9% [95% CI, -3.3% to -0.7%]) (Table 2; eFigure 5 in the Supplement). Stratified analyses showed statistically significant interactions between effect of GWG interventions on risk of macrosomia and intervention intensity ($P = .03$ for interaction) but not BMI category or intervention type. Statistically significant effects were demonstrated in the high-intensity intervention subgroup (14 trials; RR, 0.65 [95% CI, 0.49 to 0.84]; $I^2 = 37\%$).

Large for Gestational Age | Twenty-six RCTs (n = 13 000) reported the outcome of large for gestational age (LGA) infants, defined as birth weight greater than the 90th percentile for gestational age (Table 2; eFigure 6 in the Supplement).^{20,24,32-34,37-40,44,49,50,52,53,56,58,65,67,69,72-74,77-80} Gestational weight gain interventions were associated with decreased risk of LGA (26 trials; RR, 0.89 [95% CI, 0.80 to 0.99]; $I^2 = 0\%$; ARD, -1.3% [95% CI, -2.3% to -0.3%]) (Table 2; eFigure 6 in the Supplement). In stratified analyses, effect estimates of GWG interventions on likelihood of LGA did not differ by BMI category, intervention type, or intensity.

Table 3. Summary of Pooled Findings: Weight Outcomes (Key Question 2)

BMI category ^a	No. of trials	Effect size (95% CI)	I ² , %	ARD, %
Mean gestational weight gain				
Overall	55	MD, -1.02 (-1.30 to -0.75)	60.3	NA
Normal only	8	MD, -0.48 (-0.96 to -0.21)	0.0	NA
Overweight only	10	MD, -0.89 (-1.54 to -0.32)	15.5	NA
Obese only	18	MD, -1.63 (-2.45 to -0.91)	63.0	NA
Overweight-obese combined	20	MD, -0.90 (-1.38 to -0.46)	31.1	NA
Mixed	28	MD, -0.81 (-1.16 to -0.46)	60.7	NA
Exceeding NAM recommendations for gestational weight gain^b				
Overall	39	RR, 0.83 (0.77 to 0.89)	63.8	-7.6
Normal only	9	RR, 0.74 (0.56 to 0.88)	38.7	NA
Overweight only	5	RR, 0.91 (0.78 to 1.01)	0	NA
Obese only	8	RR, 0.81 (0.66 to 0.97)	58.5	NA
Overweight-obese combined	13	RR, 0.85 (0.76 to 0.94)	13.7	NA
Adherence to NAM recommendations for gestational weight gain^c				
Overall	19	RR, 1.10 (0.89 to 1.35)	84.3	4.2
Normal only	1	RR, 1.15 (0.94 to 1.41)	NA	NA
Overweight only	0	NA	NA	NA
Obese only	3	RR, 1.27 (1.05 to 1.80)	0	NA
Overweight-obese combined	4	RR, 1.27 (0.94 to 1.84)	39	NA
Mixed	11	RR, 0.95 (0.68 to 1.31)	88	NA
Postpartum weight retention, 12 mo^d				
Overall	10	MD, -0.63 (-1.44 to -0.01)	65.5	NA
Normal only	0	NA	NA	NA
Overweight only	0	NA	NA	NA
Obese only	2	MD, -0.12 (-2.35 to 1.98)	0.0	NA
Overweight-obese combined	3	MD, -1.38 (-4.26 to 0.88)	82.2	NA
Mixed	5	MD, -0.69 (-1.39 to 0.11)	40.5	NA

Abbreviations: ARD, absolute risk difference; BMI, body mass index; MD, mean difference; NA, not applicable; NAM, National Academy of Medicine (formerly the Institute of Medicine); RR, risk ratio.

^a Studies enrolled participants of mixed (all BMI categories), overweight and obesity only, and obesity only but could present outcomes by individual BMI category. Stratified analyses were conducted when sufficient data were available on individual BMI categories. Some studies were included in multiple categories.

^b Mixed BMI category removed from analysis, as participants would be double-counted in other categories.

^c Adherence defined as neither gaining excessive weight nor not gaining sufficient weight.

^d See full report¹⁷ for postpartum weight retention follow-up at less than 12 months.

Preterm Birth | Thirty-three RCTs (n = 16 974) reported on the outcome of preterm birth (Table 2; eFigure 7 in the [Supplement](#)). Preterm birth was defined as delivery at less than 37 weeks in 24 trials^{20,22,24,25,27-30,34,36-40,52,56,57,67,69,73,77-79,102} and less than 36 weeks in 4 trials^{62-64,71}; 5 trials did not report a definition (eTable 4 in the [Supplement](#)).^{33,44,60,65,75} Gestational weight gain interventions were not associated with a lower risk of preterm birth (33 trials; RR, 0.93 [95% CI, 0.81 to 1.07]; I² = 2.2%; ARD, -0.2% [95% CI, -1.1% to 0.7%]) (Table 2; eFigure 7 in the [Supplement](#)). In stratified analyses, effect estimates of GWG interventions on likelihood of preterm birth did not differ by BMI category, intervention type, or intensity.

There were no associations of GWG interventions with the remaining infant outcomes (respiratory distress syndrome, shoulder dystocia, neonatal intensive care unit admission, neonatal death, or infant growth during the first year); events were uncommon and estimates were imprecise. See the full report for details.¹⁷

Benefits for Weight Outcomes

Key Question 2a. Do interventions to limit excess gestational weight gain reduce gestational weight gain, postpartum weight retention, or obesity-related adverse perinatal conditions among pregnant women and their infants?

Key Question 2b. Do interventions to reduce prepregnancy weight in women who are overweight or obese improve weight outcomes or reduce obesity-related adverse perinatal conditions among women who become pregnant and their infants?

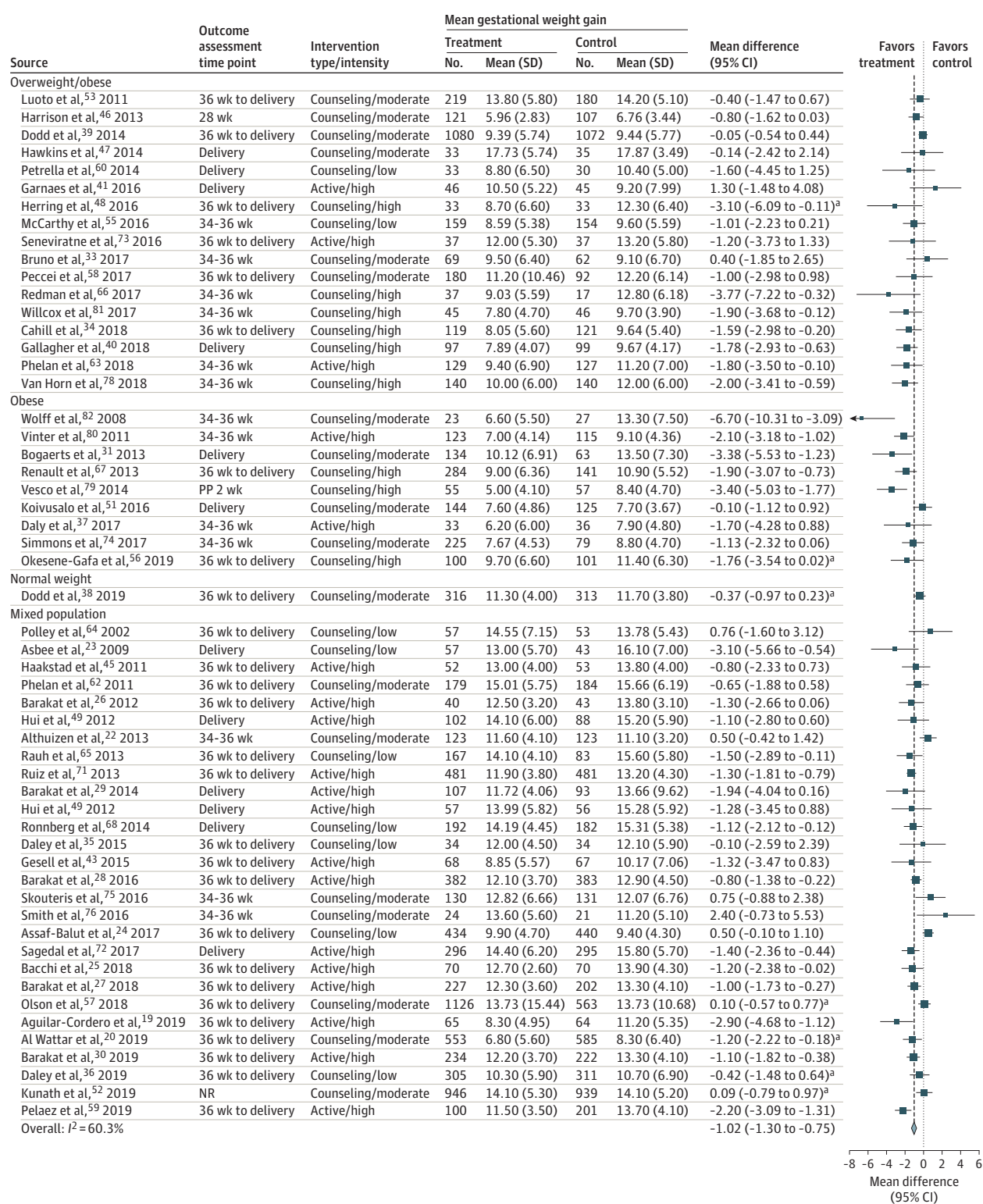
Key Question 2c. Does the effectiveness of these interventions differ by age, race/ethnicity, socioeconomic status, parity, smoking status, or BMI category?

Mean GWG

Fifty-five trials evaluated effects of GWG interventions on mean GWG (Table 3, Figure 3).^{19,20,22-31,33-41,43,45-53,55-60,62-68,71-76,78-82} Gestational weight gain interventions were associated with reduced GWG during pregnancy of approximately 1 kg vs controls (55 trials; n = 20 090; pooled mean difference [MD], -1.02 kg [95% CI, -1.30 to -0.75]; I² = 60.3%) (Table 3, Figure 3).

High-intensity interventions were associated with greater effects on GWG (28 trials; MD, -1.47 kg [95% CI, -1.78 to -1.22]; I² = 13.0%) than were moderate-intensity (18 trials; MD, -0.32 kg [95% CI, -0.71 to -0.04]; I² = 17.6%) or low-intensity (9 trials; MD, -0.64 kg [94% CI, -1.44 to 0.02]; I² = 48.4%; P < .001 for interaction) interventions. Subgroup analyses according to BMI category demonstrated slightly higher effect estimates among

Figure 3. Healthy Weight and Weight Gain During Pregnancy Meta-analysis of Trials: Mean Gestational Weight Gain



Dashed line indicates the overall effect. NR indicates not reported; PP, postpartum.

^a Adjusted mean difference.

women with obesity (18 trials; MD, -1.63 [95% CI, -2.45 to -0.91]; $I^2 = 63.0\%$) compared with other BMI categories (overweight, 10 trials; MD, -0.89 [95% CI, -1.54 to -0.32]; $I^2 = 15.5\%$; overweight and obesity combined, 20 trials; MD, -0.90 [95% CI, -1.38 to -0.46]; $I^2 = 31.1\%$; mixed weight categories, 28 trials; MD, -0.81 [95% CI, -1.16 to -0.46]; $I^2 = 60.7\%$; or normal weight, 8 trials; MD, -0.48 [95% CI, -0.96 to -0.21]; $I^2 = 0.0\%$) (Table 3). There was no association between effects of GWG interventions and overall prepregnancy BMI category (Table 3, Figure 3).

In stratified analyses, there were no statistically significant interactions between effects of GWG interventions on mean GWG and intervention type, study quality, or timing of weight gain assessment.

Exceeding NAM Recommendations for GWG

Thirty-nine RCTs ($n = 13\,955$) reported the outcome of GWG in excess of NAM recommendations (Table 3; eFigure 8 in the Supplement).^{21-23,25,27-30,32,34-37,41,43,48-50,52,54,55,57,59,61-66,68,71,74-76,78-81,95} Interventions were associated with decreased likelihood of gaining weight in excess of NAM recommendations (39 trials; RR, 0.83 [95% CI, 0.77 to 0.89]; $I^2 = 63.8\%$; ARD, -7.6% [95% CI, -11.0% to -4.6%]) (Table 3; eFigure 8 in the Supplement). Stratified analysis showed statistically significant interactions between effects of GWG interventions on excess weight gain and intervention type ($P = .003$) and intensity ($P < .001$ for interaction) but not for BMI category. There were statistically significant effects in the active (15 trials; RR, 0.73 [95% CI, 0.67 to 0.80]; $I^2 = 0\%$) and high-intensity (22 trials; RR, 0.74 [95% CI, 0.69 to 0.79]; $I^2 = 0\%$) intervention subgroups.

Adherence to NAM Recommendations for GWG

Nineteen RCTs ($n = 5835$) reported on the outcome of rates of adherence to GWG guidelines by prepregnancy BMI category according to ranges recommended by the NAM (ie, neither gaining excessive weight nor failing to gain sufficient weight) (Table 3; eFigure 9 in the Supplement).^{23,29,32,36,38,43,55,58,60-62,64,68,71,74,75,77,79,80} There was no difference between GWG interventions and controls in likelihood of adherence to NAM recommendations for GWG (19 trials; RR, 1.10 [95% CI, 0.89 to 1.35]; $I^2 = 84.3\%$), although statistical heterogeneity was substantial (Table 3; eFigure 9 in the Supplement). In stratified analyses, there were not statistically significant interactions between effects of GWG interventions and adherence to NAM recommendations by BMI category, intervention type, or intensity.

Postpartum Weight Retention

Thirteen RCTs ($n = 4841$) evaluated the effects of GWG interventions on postpartum weight retention (PPWR) (Table 3; eFigure 10 in the Supplement). Gestational weight gain interventions were associated with statistically significantly less PPWR at 12 months (10 trials; MD, -0.63 kg [95% CI, -1.44 to -0.01]; $I^2 = 65.5\%$)^{22,90,92-94,96,97,99,101,102} but not at 6 months postpartum (3 trials; MD, -0.85 kg [95% CI, -3.67 to 0.81]; $I^2 = 70.6\%$)^{62,92,105} or less than 6 months postpartum (9 trials; MD, -0.81 kg [95% CI, -2.40 to 0.55]; $I^2 = 84.4\%$).^{42,64,65,82,91,93,94} In stratified analyses, effect estimates of GWG interventions on likelihood of PPWR did not differ by BMI category at follow-up time of up to 6 months or 12 months.

Harms of Interventions

Key Question 3a. What are the harms of interventions to limit excess gestational weight gain among pregnant women and their infants?

Key Question 3b. What are the harms of interventions to reduce prepregnancy weight among women who are overweight or obese?

Key Question 3c. Do the harms of these interventions differ by age, race/ethnicity, socioeconomic status, parity, smoking status, or BMI category?

Evidence on harms associated with GWG interventions was very limited, with most studies not reporting harms (Table 4; eTable 4 in the Supplement). In general, there were no serious harms related to the interventions, including depression or anxiety, and most trials noted no differences between groups in the rates of adverse events, including SGA.

Discussion

The evidence from this report is summarized in Table 4. Evidence on effects of GWG interventions on maternal outcomes was most robust for gestational diabetes, gestational hypertension, preeclampsia, and cesarean delivery. Active or counseling-only GWG interventions were associated with decreased risk of GDM and emergency cesarean delivery. While there was no overall association between GWG interventions and risk of gestational hypertension, stratified analyses indicated that high-intensity and active interventions were associated with decreased rates of gestational hypertension, suggesting a possible dose effect. There was no association of GWG interventions with preeclampsia, a multisystem syndrome with less clear associations with BMI.¹⁰⁸ Evidence on effects of GWG interventions on infant outcomes was most robust for macrosomia, LGA, and preterm birth. Gestational weight gain interventions were associated with decreased risk of macrosomia and LGA.

Gestational weight gain interventions were associated with slightly less overall gestational weight gain vs controls. The effects of interventions on GWG were greater in trials of high-intensity interventions compared with moderate- or low-intensity interventions. The effects of GWG interventions on gestational weight gain also were greater in women in the obese and overweight categories compared with women with normal prepregnancy BMI, although the overall interaction between BMI and GWG was not statistically significant.

Gestational weight gain interventions were associated with decreased likelihood of weight gain in excess of NAM recommendations vs controls, with some evidence of a dose-response relationship. The findings support the obesity and behavioral intervention literature that demonstrates more promising effects of interventions that offer more frequent patient contact.^{109,110}

There was no significant association between GWG interventions and likelihood of adhering to NAM recommendations for GWG. The discrepancy between the effects of GWG interventions on exceeding guidelines vs adhering to guidelines could be attributable to an increased likelihood of some women not adhering to NAM recommendations because they did not gain enough weight. However, data were not available to verify this, as most studies did not report the proportion of women with less GWG than recommended. Gestational weight gain interventions were associated

Table 4. Summary of Evidence

Outcome category	Outcome	No. of studies (observations)	Summary of findings ^a	Consistency and precision	Other limitations	Strength of evidence	Applicability
KQ1: Benefits for health outcomes							
Maternal health outcomes	Gestational diabetes	43 RCTs (n = 19 752)	Reduced rates of gestational diabetes (43 trials; RR, 0.87 [95% CI, 0.79 to 0.95]; $I^2 = 16.4\%$; ARD, -1.6% [95% CI, -2.5% to -0.7%]) No effect when stratified by prepregnancy BMI subgroups, intervention type, or intensity	Consistent; reasonably precise	Variation in diagnostic criteria for gestational diabetes; differences in study groups by maternal BMI	Moderate	Moderate
	Gestational hypertension	28 RCTs (n = 14 857)	Statistically significant effects when stratified by intervention type (active interventions, 7 trials; RR, 0.60 [95% CI, 0.41 to 0.82]; $I^2 = 0\%$; $P < .001$) and intensity (high-intensity, 12 trials; RR, 0.69 [95% CI, 0.50 to 0.91]; $I^2 = 23.5\%$; $P = .006$) but not BMI subgroup	Consistent; reasonably precise	Variation in timing of outcome assessment and follow-up; interventions heterogeneous and varied in intensity; variations in prepregnancy weight and other demographic characteristics	Moderate	Moderate
	Cesarean delivery	46 RCTs (n = 19 573)	No effect on rates of cesarean delivery (any type, 34 trials; RR, 0.98 [95% CI, 0.91 to 1.04]; $I^2 = 10.8\%$; ARD, -0.7% [95% CI, -2.4% to 0.8%]); increased risk of emergency cesarean delivery (14 trials; RR, 0.85 [95% CI, 0.74 to 0.96]; $I^2 = 0\%$; ARD, -2.4% [95% CI, -4.2% to -0.3%]) No effect when cesarean delivery (any type) stratified by BMI subgroup, intervention type, or intensity	Consistent; reasonably precise	Indication for cesarean delivery not reported in any study; unclear indications for cesarean delivery among the studies reporting statistical differences between groups, including lack of reporting of parameters to determine elective or emergency cesarean delivery	Moderate	Moderate
Prepregnancy weight reduction outcomes	Preeclampsia	27 RCTs (n = 17 538)	No association between interventions and rates of preeclampsia (27 trials; RR, 0.98 [95% CI, 0.84 to 1.13]; $I^2 = 0.0\%$; ARD, 0.1% [95% CI, -0.6% to 0.5%]) No effect when stratified by BMI subgroup, intervention type, or intensity	Consistent; precise	Differences in follow-up duration and outcome assessment timing; low event rates; heterogeneous interventions; populations varied in prepregnancy weight and demographic characteristics	High	Moderate
	Weight outcomes	1 RCT (n = 326)	No effect on rates of excess GWG; increased GWG for intervention vs controls (13.2 [SD, 8.2] kg vs 10.3 [SD, 7.4] kg, $P = .03$)	NA	Only 1 study included; large confidence intervals in some analyses	Insufficient	Low
Infant health outcomes	Macrosomia	25 RCTs (n = 13 990)	Reduction in rates of macrosomia (25 trials; RR, 0.77 [95% CI, 0.65 to 0.92]; $I^2 = 38.3\%$; ARD, -1.9% [95% CI, -3.3% to -0.7%]) Statistically significant effects when stratified by intervention intensity [high-intensity, 14 trials; RR, 0.65 [95% CI, 0.49 to 0.84]; $I^2 = 37\%$; $P = .03$] but not BMI subgroup or intervention type	Consistent; imprecise	Varied definitions for outcome (<4000 g >4500 g); low event rates	Moderate	Moderate
	LGA	26 RCTs (n = 13 000)	Reduced rates of LGA (26 trials; RR, 0.89 [95% CI, 0.80 to 0.99]; $I^2 = 0\%$; ARD, -1.3% [95% CI, -2.3% to -0.3%]) No effect when stratified by BMI subgroup, intervention type, or intensity	Consistent; precise	Studies not powered to address LGA; low event rates	Moderate	Moderate
Preterm birth	Preterm birth	33 RCTs (n = 16 974)	No effect on rates of preterm birth (33 trials; RR, 0.93 [95% CI, 0.81 to 1.07]; $I^2 = 2.2\%$; ARD, -0.2% [95% CI, -1.1% to 0.7%]) No effect when stratified by BMI subgroup, intervention type, or intensity	Consistent; precise	Studies not powered to address preterm birth; varied definitions used for preterm birth (<36 wk, 37 wk, or not reported); low event rates	Moderate	Moderate

(continued)

Table 4. Summary of Evidence (continued)

Outcome category	Outcome	No. of studies (observations)	Summary of findings ^a	Consistency and precision	Other limitations	Strength of evidence	Applicability
KQ2: Benefits for weight outcomes							
Gestational weight outcomes	Mean gestational weight gain	55 RCTs (n = 20 090)	Statistically significant effect when stratified by intervention intensity (moderate-intensity, 18 trials; MD, -0.32 kg [95% CI, -0.71 to -0.04]; $I^2 = 17.6%$; and high-intensity, 28 trials; MD, -1.47 kg [95% CI, -1.78 to -1.22]; $I^2 = 13%$; $P < .001$) but not BMI subgroup, intervention type, weight assessment time point, or intervention quality	Reasonably consistent direction within BMI categories but inconsistent magnitude of effect; imprecise	Variation in timing of outcome assessment (eg, from 1 mo prior to delivery to delivery); type of GWG not defined (eg, fat vs fluid retention); variation in prepregnancy weight categories enrolled; few studies report on enrollment or outcomes related to subgroups of importance (eg, SES or racial and ethnic minorities); heterogeneous interventions; components not always well-described; differences in timing of initiation, duration of intervention, or both	Moderate	Moderate
Exceeding NAM recommendations for GWG ^b		39 RCTs (n = 13 955)	Lower likelihood of gaining weight in excess of NAM recommendations (39 trials; RR, 0.83 [95% CI, 0.77 to 0.89]; $I^2 = 63.8%$; ARD, -7.6% [95% CI, -11.0% to -4.6%]) Statistically significant effect for excess GWG and intervention type (active interventions, 15 trials; RR, 0.73 [95% CI, 0.67 to 0.80]; $I^2 = 0%$; counseling-only interventions, 24 trials; RR, 0.89 [95% CI, 0.82 to 0.98]; $I^2 = 68.2%$; $P = .003$) and intensity (high-intensity, 22 trials; RR, 0.74 [95% CI, 0.69 to 0.79]; $I^2 = 0%$; $P < .001$) but not BMI	Consistent; imprecise	Variation in timing of outcome assessment (eg, from 1 mo prior to delivery to delivery); type of GWG not defined (eg, fat vs fluid retention); variation in prepregnancy weight categories enrolled; few studies report on enrollment or outcomes related to subgroups of importance (eg, SES or racial and ethnic minorities); heterogeneous interventions; components not always well-described; differences in timing of initiation, duration of intervention, or both	Moderate	Moderate
Adherence to NAM recommendations for GWG ^c		19 RCTs (n = 5835)	No effect on rates of adherence to NAM recommendations for GWG (19 trials; RR, 1.10 [95% CI, 0.89 to 1.35]; $I^2 = 84.3%$; ARD, 4.2% [95% CI, -1.2% to 10%]) No effect when stratified by BMI subgroup, intervention type, or intensity	Relatively consistent; imprecise	Variation in timing of outcome assessment (eg, from 1 mo prior to delivery to delivery); type of GWG not defined (eg, fat vs fluid retention); variation in prepregnancy weight categories enrolled; few studies report on enrollment or outcomes related to subgroups of importance (eg, SES or racial and ethnic minorities); heterogeneous interventions; components not always well-described; differences in timing of initiation, duration of intervention, or both	Low	Moderate
Postpartum weight retention		13 RCTs (n = 4841)	Greater reductions in postpartum weight retention at follow-up time of 12 mo (MD, -0.63 kg [95% CI, -1.44 to -0.01]; $I^2 = 65.5%$) but not follow-up times <6 mo (MD, -0.81 kg [95% CI, -2.40 to 0.55]; $I^2 = 84.4%$) or 6 mo (MD, -0.85 kg [95% CI, -3.67 to 0.81]; $I^2 = 70.6%$) No effect when stratified by BMI subgroup at less than 6 mo or 12 mo	Reasonably consistent; imprecise	Differences in follow-up time; differing duration of interventions; limited or no reporting of known factors associated with postpartum weight retention (eg, breastfeeding); substantial heterogeneity of pooled estimates	Low	Moderate

(continued)

Table 4. Summary of Evidence (continued)

Outcome category	Outcome	No. of studies (observations)	Summary of findings ^a	Consistency and precision	Other limitations	Strength of evidence	Applicability
KQ3: Harms of interventions	Harms						
	Depression and anxiety	10 RCTs (n = 2553)	Mixed effects reported for rates of depression and anxiety as measured by various, validated symptom scales	Inconsistent, imprecise	Not reported as harms of intervention; measured as changes in symptoms; heterogeneous intervention components, duration, intensity, and follow-up; few studies overall	Low	Moderate
	SGA	20 RCTs (n = 8977)	No difference in rates of SGA (20 trials; RR, 0.94 [95% CI, 0.80 to 1.10]; $I^2 = 0.0\%$; ARD, -0.4% [95% CI, -1.7 to 1.0]) No differences between interventions during pregnancy vs usual care on low birth weight in 12 trials Statistically significant effect when stratified by intervention intensity but not BMI subgroup or intervention type	Consistent; reasonably precise	Studies not powered to address SGA; varied definitions used for SGA (<10% for gestational age) or low birth weight (<2500 g); low event rates	Moderate	Moderate

Abbreviations: ARD, absolute risk difference; BMI, body mass index; CCT, nonrandomized controlled intervention study; GWG, gestational weight gain; LGA, large for gestational age; MD, mean difference; NA, not applicable; NAM, National Academy of Medicine (formerly the Institute of Medicine); RCT, randomized clinical trials; RR, relative risk; SES, socioeconomic status; SGA, small for gestational age.

^a Overall results stratified by prepregnancy BMI category, intervention type (behavioral counseling or active), and intervention intensity (low, moderate, high) when sufficient data reported.

^b Mixed BMI category removed from analysis, as participants would be double-counted in other categories.

^c Adherence defined as neither gaining excessive weight nor failing to gain sufficient weight.

with effects on PPWR at 12 months; effects on PPWR at 6 months were not statistically significant, but data were more limited and imprecise. Evidence on harms of GWG interventions was limited, but there was no association with increased risk of small for gestational age and no indication of serious harms.

Trials should be designed to examine the effects of weight loss interventions in diverse populations stratified by BMI and report outcomes according to population categories, including adolescents and women with advanced maternal age. Additional studies examining the effect of prepregnancy weight loss interventions are also an important next step.

Limitations

This review had several limitations. First, data were often not available for important groups defined by race or ethnicity, age (eg, adolescents, advanced maternal age), or socioeconomic status; study results were not stratified by these factors. No study was conducted exclusively in pregnant adolescents or women of advanced maternal age, and only 1 study conducted a weight loss intervention prior to pregnancy. Trials did not address issues of health care disparities, access to prenatal care (or lack thereof), or feasibility of interventions in settings where access to care is limited or arrival to care is delayed. More studies of underrepresented populations who may have higher risk of adverse outcomes are needed.^{111,112}

Second, there was statistical heterogeneity in some pooled analyses due to variability in intervention components, comparison groups, and timing and method of assessment of outcomes, but results were consistent with stratified analyses. Because of anticipated heterogeneity, random-effects models were used, which results in wider confidence intervals than fixed-effects models when statistical heterogeneity is present, reflecting the greater uncertainty in estimates. In addition, the profile-likelihood method was used for conducting meta-analyses, which may be more reliable when statistical heterogeneity is present.¹¹³

Third, there were methodological limitations in the literature. Poor-quality trials were excluded because of serious flaws; results were similar in analyses stratified by study quality. Trials primarily focused on the effects of GWG interventions on mean GWG, an intermediate outcome, with less evidence on the direct effects of GWG interventions on maternal and infant health outcomes. Some stratified analyses were underpowered to evaluate subgroup effects. Additionally, some trials enrolled mixed populations of women with different BMI categories, limiting the usefulness of stratified analyses. Other factors could define intervention intensity (eg, session duration or frequency or type of intervention) but were difficult to categorize. Fourth, evidence on harms was limited, particularly for effects on psychological well-being and quality of life.

Conclusions

Counseling and active behavioral interventions to limit GWG were associated with decreased risk of gestational diabetes, emergency cesarean delivery, macrosomia, and large for gestational age. Gestational weight gain interventions were also associated with modest reductions in mean GWG and decreased likelihood of exceeding NAM recommendations for GWG.

ARTICLE INFORMATION**Accepted for Publication:** March 5, 2021.**Author Contributions:** Dr Cantor had full access to all of the data in the study and takes responsibility for the integrity of the data and the accuracy of the data analysis.**Concept and design:** Cantor, Jungbauer, McDonagh, Marshall, LeBlanc, Chou.**Acquisition, analysis, or interpretation of data:** All authors.**Drafting of the manuscript:** Cantor, Jungbauer, McDonagh, Blazina, Marshall, Weeks, Fu, Chou.**Critical revision of the manuscript for important intellectual content:** Cantor, Jungbauer, Blazina, Marshall, LeBlanc, Chou.**Statistical analysis:** Cantor, Jungbauer, Blazina, Marshall, Fu.**Obtained funding:** Cantor, Chou.**Administrative, technical, or material support:** Cantor, Jungbauer, McDonagh, Blazina, Marshall, Weeks.**Supervision:** Cantor, Jungbauer, McDonagh, Chou.**Conflict of Interest Disclosures:** None reported.**Funding/Support:** This research was funded under contract HHS A29020150009-1, Task Order 14, from the Agency for Healthcare Research and Quality (AHRQ), US Department of Health and Human Services, under a contract to support the US Preventive Services Task Force (USPSTF).**Role of the Funder/Sponsor:** Investigators worked with USPSTF members and AHRQ staff to develop the scope, analytic framework, and key questions for this review. AHRQ had no role in study selection, quality assessment, or synthesis. AHRQ staff provided project oversight, reviewed the report to ensure that the analysis met methodological standards, and distributed the draft for peer review. Otherwise, AHRQ had no role in the conduct of the study; collection, management, analysis, and interpretation of the data; and preparation, review, or approval of the manuscript findings. The opinions expressed in this document are those of the authors and do not reflect the official position of AHRQ or the US Department of Health and Human Services.**Additional Contributions:** We thank the following individuals for their contributions to this project: AHRQ Medical Officer Iris Mabry-Hernandez, MD, MPH; EPC staff member Tracy Dana, MLS; and the USPSTF. We also acknowledge past and current USPSTF members who contributed to topic deliberations. The USPSTF members, external reviewers, and federal partner reviewers did not receive financial compensation for their contributions.**Additional Information:** A draft version of this evidence report underwent external peer review from 4 federal partners representing the Centers for Disease Control and Prevention, US Food and Drug Administration, and the National Institutes of Health and 3 content experts (Patrick Catalano, MD [Tufts University School of Medicine]; Rebecca Clifton, PhD [Milken Institute School of Public Health, George Washington University]; and Alan Peaceman, MD [Feinberg School of Medicine, Northwestern University]). Comments were presented to the USPSTF during its deliberation of the evidence and were considered in preparing the final evidence review.**Editorial Disclaimer:** This evidence report is presented as a document in support of the accompanying USPSTF Recommendation Statement. It did not undergo additional peer review after submission to *JAMA*.**REFERENCES**

- Kim SY, Dietz PM, England L, Morrow B, Callaghan WM. Trends in pre-pregnancy obesity in nine states, 1993-2003. *Obesity (Silver Spring)*. 2007;15(4):986-993. doi:10.1038/oby.2007.621
- Deputy NP, Dub B, Sharma AJ. Prevalence and trends in prepregnancy normal weight—48 States, New York City, and District of Columbia, 2011-2015. *MMWR Morb Mortal Wkly Rep*. 2018;66(51-52):1402-1407. doi:10.15585/mmwr.mm6651a2
- Kalliala I, Markozannes G, Gunter MJ, et al. Obesity and gynaecological and obstetric conditions: umbrella review of the literature. *BMJ*. 2017;359:j4511. doi:10.1136/bmj.j4511
- Adane AA, Mishra GD, Tooth LR. Maternal pre-pregnancy obesity and childhood physical and cognitive development of children: a systematic review. *Int J Obes (Lond)*. 2016;40(11):1608-1618. doi:10.1038/ijo.2016.140
- Álvarez-Buena C, Cervero-Redondo I, Lucas-de la Cruz L, Notario-Pacheco B, Martínez-Vizcaíno V. Association between pre-pregnancy overweight and obesity and children's neurocognitive development: a systematic review and meta-analysis of observational studies. *Int J Epidemiol*. 2017;46(5):1653-1666. doi:10.1093/ije/dyx122
- Bartsch E, Medcalf KE, Park AL, Ray JG; High Risk of Pre-eclampsia Identification Group. Clinical risk factors for pre-eclampsia determined in early pregnancy: systematic review and meta-analysis of large cohort studies. *BMJ*. 2016;353:i1753-i1753. doi:10.1136/bmj.i1753
- Fuemmeler BF, Wang L, Iversen ES, Maguire R, Murphy SK, Hoyo C. Association between prepregnancy body mass index and gestational weight gain with size, tempo, and velocity of infant growth: analysis of the Newborn Epigenetic Study Cohort. *Child Obes*. 2016;12(3):210-218. doi:10.1089/chi.2015.0253
- Marchi J, Berg M, Dencker A, Olander EK, Begley C. Risks associated with obesity in pregnancy, for the mother and baby: a systematic review of reviews. *Obes Rev*. 2015;16(8):621-638. doi:10.1111/obr.12288
- Mitanchew D, Chavatte-Palmer P. Review shows that maternal obesity induces serious adverse neonatal effects and is associated with childhood obesity in their offspring. *Acta Paediatr*. 2018;107(7):1156-1165. doi:10.1111/apa.14269
- Poorolajal J, Jenabi E. The association between body mass index and preeclampsia: a meta-analysis. *J Matern Fetal Neonatal Med*. 2016; 29(22):3670-3676. doi:10.3109/14767058.2016.1140738
- Woo Baidal JA, Locks LM, Cheng ER, Blake-Lamb TL, Perkins ME, Taveras EM. Risk factors for childhood obesity in the first 1,000 days: a systematic review. *Am J Prev Med*. 2016;50(6):761-779. doi:10.1016/j.amepre.2015.11.012
- Institute of Medicine and National Research Council Committee to Reexamine IOM Pregnancy

Weight Guidelines. Weight Gain During Pregnancy: Reexamining the Guidelines. National Academies Press; 2009.

- American Society for Reproductive Medicine; American College of Obstetricians and Gynecologists' Committee on Gynecologic Practice. Prepregnancy counseling: Committee Opinion No. 762. *Fertil Steril*. 2019;111(1):32-42. doi:10.1016/j.fertnstert.2018.12.003
- Peaceman AM, Clifton RG, Phelan S, et al; LIFE-Moms Research Group. Lifestyle interventions limit gestational weight gain in women with overweight or obesity: LIFE-Moms prospective meta-analysis. *Obesity (Silver Spring)*. 2018;26(9):1396-1404. doi:10.1002/oby.22250
- International Weight Management in Pregnancy (i-WIP) Collaborative Group. Effect of diet and physical activity based interventions in pregnancy on gestational weight gain and pregnancy outcomes: meta-analysis of individual participant data from randomised trials. *BMJ*. 2017;358:j3119. doi:10.1136/bmj.j3119
- Procedure Manual. US Preventive Services Task Force. Published 2018. Accessed April 17, 2021. <https://uspreventiveservicestaskforce.org/uspstf/about-uspstf/methods-and-processes/procedure-manual>
- Cantor A, Jungbauer RM, McDonagh MS, et al. *Counseling and Behavioral Interventions for Healthy Weight and Weight Gain in Pregnancy: A Systematic Review for the US Preventive Services Task Force. Evidence Synthesis No. 203*. Agency for Healthcare Research and Quality; 2021. AHRQ publication 20-05272-EF-1.
- Higgins JPT, Thompson SG, Deeks JJ, Altman DG. Measuring inconsistency in meta-analyses. *BMJ*. 2003;327(7414):557-560. doi:10.1136/bmj.327.7414.557
- Aguilar-Cordero MJ, Sánchez-García JC, Rodríguez-Blanque R, Sánchez-López AM, Mur-Villar N. Moderate physical activity in an aquatic environment during pregnancy (SWEP study) and its influence in preventing postpartum depression. *J Am Psychiatr Nurses Assoc*. 2019;25(2):112-121. doi:10.1177/1078390317753675
- Al Wattar BH, Dodds J, Placzek A, et al; ESTEEM Study Group. Mediterranean-style diet in pregnant women with metabolic risk factors (ESTEEM): a pragmatic multicentre randomised trial. *PLoS Med*. 2019;16(7):e1002857. doi:10.1371/journal.pmed.1002857
- Altazan AD, Redman LM, Burton JH, et al. Mood and quality of life changes in pregnancy and postpartum and the effect of a behavioral intervention targeting excess gestational weight gain in women with overweight and obesity: a parallel-arm randomized controlled pilot trial. *BMC Pregnancy Childbirth*. 2019;19(1):50. doi:10.1186/s12884-019-2196-8
- Althuisen E, van der Wijden CL, van Mechelen W, Seidell JC, van Poppel MN. The effect of a counselling intervention on weight changes during and after pregnancy: a randomised trial. *BJOG*. 2013;120(1):92-99. doi:10.1111/1471-0528.12014
- Asbee SM, Jenkins TR, Butler JR, White J, Elliot M, Rutledge A. Preventing excessive weight gain during pregnancy through dietary and lifestyle counseling: a randomized controlled trial. *Obstet*

- Gynecol.* 2009;113(2, pt 1):305-312. doi:10.1097/AOG.0b013e318195baf
24. Assaf-Balut C, García de la Torre N, Durán A, et al. A Mediterranean diet with additional extra virgin olive oil and pistachios reduces the incidence of gestational diabetes mellitus (GDM): a randomized controlled trial: the St. Carlos GDM Prevention Study. *PLoS One.* 2017;12(10):e0185873. doi:10.1371/journal.pone.0185873
25. Bacchi M, Mottola MF, Perales M, Refoyo I, Barakat R. Aquatic activities during pregnancy prevent excessive maternal weight gain and preserve birth weight: a randomized clinical trial. *Am J Health Promot.* 2018;32(3):729-735. doi:10.1177/0890117117697520
26. Barakat R, Cordero Y, Coterón J, Luaces M, Montejo R. Exercise during pregnancy improves maternal glucose screen at 24-28 weeks: a randomised controlled trial. *Br J Sports Med.* 2012;46(9):656-661. doi:10.1136/bjsports-2011-090009
27. Barakat R, Franco E, Perales M, López C, Mottola MF. Exercise during pregnancy is associated with a shorter duration of labor: a randomized clinical trial. *Eur J Obstet Gynecol Reprod Biol.* 2018;224:33-40. doi:10.1016/j.ejogrb.2018.03.009
28. Barakat R, Pelaez M, Cordero Y, et al. Exercise during pregnancy protects against hypertension and macrosomia: randomized clinical trial. *Am J Obstet Gynecol.* 2016;214(5):649.e1-649.e8. doi:10.1016/j.ajog.2015.11.039
29. Barakat R, Perales M, Bacchi M, Coterón J, Refoyo I. A program of exercise throughout pregnancy: is it safe to mother and newborn? *Am J Health Promot.* 2014;29(1):2-8. doi:10.4278/ajhp.130131-QUAN-56
30. Barakat R, Refoyo I, Coterón J, Franco E. Exercise during pregnancy has a preventative effect on excessive maternal weight gain and gestational diabetes: a randomized controlled trial. *Braz J Phys Ther.* 2019;23(2):148-155. doi:10.1016/j.bjpt.2018.11.005
31. Bogaerts AF, Devlieger R, Nuyts E, Witters I, Gyselaers W, Van den Bergh BR. Effects of lifestyle intervention in obese pregnant women on gestational weight gain and mental health: a randomized controlled trial. *Int J Obes (Lond).* 2013;37(6):814-821. doi:10.1038/ijo.2012.162
32. Brownfoot FC, Davey MA, Kornman L. Routine weighing to reduce excessive antenatal weight gain: a randomised controlled trial. *BJOG.* 2016;123(2):254-261. doi:10.1111/1471-0528.13735
33. Bruno R, Petrella E, Bertarini V, Pedrielli G, Neri I, Facchinetti F. Adherence to a lifestyle programme in overweight/obese pregnant women and effect on gestational diabetes mellitus: a randomized controlled trial. *Matern Child Nutr.* 2017;13(3):e12333. doi:10.1111/mcn.12333
34. Cahill AG, Haire-Joshu D, Cade WT, et al. Weight control program and gestational weight gain in disadvantaged women with overweight or obesity: a randomized clinical trial. *Obesity (Silver Spring).* 2018;26(3):485-491. doi:10.1002/oby.22070
35. Daley AJ, Jolly K, Jebb SA, et al. Feasibility and acceptability of regular weighing, setting weight gain limits and providing feedback by community midwives to prevent excess weight gain during pregnancy: randomised controlled trial and qualitative study. *BMC Obes.* 2015;2(1):35. doi:10.1186/s40608-015-0061-5
36. Daley A, Jolly K, Jebb SA, et al. Effectiveness of a behavioural intervention involving regular weighing and feedback by community midwives within routine antenatal care to prevent excessive gestational weight gain: POP52 randomised controlled trial. *BMJ Open.* 2019;9(9):e030174. doi:10.1136/bmjopen-2019-030174
37. Daly N, Farren M, McKeating A, O'Kelly R, Stapleton M, Turner MJ. A medically supervised pregnancy exercise intervention in obese women: a randomized controlled trial. *Obstet Gynecol.* 2017;130(5):1001-1010. doi:10.1097/AOG.0000000000002267
38. Dodd JM, Deussen AR, Louise J. A randomised trial to optimise gestational weight gain and improve maternal and infant health outcomes through antenatal dietary, lifestyle and exercise advice: the OPTIMISE randomised trial. *Nutrients.* 2019;11(12):E2911. doi:10.3390/nu11122911
39. Dodd JM, Turnbull D, McPhee AJ, et al; LIMIT Randomised Trial Group. Antenatal lifestyle advice for women who are overweight or obese: LIMIT randomised trial. *BMJ.* 2014;348:g1285. doi:10.1136/bmj.g1285
40. Gallagher D, Rosenn B, Toro-Ramos T, et al. Greater neonatal fat-free mass and similar fat mass following a randomized trial to control excess gestational weight gain. *Obesity (Silver Spring).* 2018;26(3):578-587. doi:10.1002/oby.22079
41. Garnæs KK, Mørkved S, Salvesen Ø, Moholdt T. Exercise training and weight gain in obese pregnant women: a randomized controlled trial (ETIP trial). *PLoS Med.* 2016;13(7):e1002079. doi:10.1371/journal.pmed.1002079
42. Garnæs KK, Mørkved S, Salvesen KA, Salvesen Ø, Moholdt T. Exercise training during pregnancy reduces circulating insulin levels in overweight/obese women postpartum: secondary analysis of a randomised controlled trial (the ETIP trial). *BMC Pregnancy Childbirth.* 2018;18(1):18. doi:10.1186/s12884-017-1653-5
43. Gesell SB, Katula JA, Strickland C, Vitolins MZ. Feasibility and initial efficacy evaluation of a community-based cognitive-behavioral lifestyle intervention to prevent excessive weight gain during pregnancy in Latina women. *Matern Child Health J.* 2015;19(8):1842-1852. doi:10.1007/s10995-015-1698-x
44. Guelfi KJ, Ong MJ, Crisp NA, et al. Regular exercise to prevent the recurrence of gestational diabetes mellitus: a randomized controlled trial. *Obstet Gynecol.* 2016;128(4):819-827. doi:10.1097/aog.0000000000001632
45. Haakstad LA, Bø K. Effect of regular exercise on prevention of excessive weight gain in pregnancy: a randomised controlled trial. *Eur J Contracept Reprod Health Care.* 2011;16(2):116-125. doi:10.3109/13625187.2011.560307
46. Harrison CL, Lombard CB, Strauss BJ, Teede HJ. Optimizing healthy gestational weight gain in women at high risk of gestational diabetes: a randomized controlled trial. *Obesity (Silver Spring).* 2013;21(5):904-909. doi:10.1002/oby.20163
47. Hawkins M, Hosker M, Marcus BH, et al. A pregnancy lifestyle intervention to prevent gestational diabetes risk factors in overweight Hispanic women: a feasibility randomized controlled trial. *Diabet Med.* 2015;32(1):108-115. doi:10.1111/dme.12601
48. Herring SJ, Cruice JF, Bennett GG, Rose MZ, Davey A, Foster GD. Preventing excessive gestational weight gain among African American women: a randomized clinical trial. *Obesity (Silver Spring).* 2016;24(1):30-36. doi:10.1002/oby.21240
49. Hui A, Back L, Ludwig S, et al. Lifestyle intervention on diet and exercise reduced excessive gestational weight gain in pregnant women under a randomised controlled trial. *BJOG.* 2012;119(1):70-77. doi:10.1111/j.1471-0528.2011.03184.x
50. Hui AL, Back L, Ludwig S, et al. Effects of lifestyle intervention on dietary intake, physical activity level, and gestational weight gain in pregnant women with different pre-pregnancy body mass index in a randomized control trial. *BMC Pregnancy Childbirth.* 2014;14:331. doi:10.1186/1471-2393-14-331
51. Koivusalo SB, Rönö K, Klemetti MM, et al. Gestational diabetes mellitus can be prevented by lifestyle intervention: the Finnish gestational diabetes prevention study (RADIEL): a randomized controlled trial. *Diabetes Care.* 2016;39(1):24-30. Published correction appears in *Diabetes Care.* 2017 Aug;40(8):1133. doi:10.2337/dci15-0511
52. Kunath J, Gunther J, Rauh K, et al. Effects of a lifestyle intervention during pregnancy to prevent excessive gestational weight gain in routine care—the cluster-randomised GeliS trial. *BMC Med.* 2019;17(1):5. doi:10.1186/s12916-018-1235-z
53. Luoto R, Kinnunen TI, Aittasalo M, et al. Primary prevention of gestational diabetes mellitus and large-for-gestational-age newborns by lifestyle counseling: a cluster-randomized controlled trial. *PLoS Med.* 2011;8(5):e1001036. doi:10.1371/journal.pmed.1001036
54. Magriples U, Boynton MH, Kershaw TS, et al. The impact of group prenatal care on pregnancy and postpartum weight trajectories. *Am J Obstet Gynecol.* 2015;213(5):688.e1-688.e9. doi:10.1016/j.ajog.2015.06.066
55. McCarthy EA, Walker SP, Ugoni A, Lappas M, Leong O, Shub A. Self-weighing and simple dietary advice for overweight and obese pregnant women to reduce obstetric complications without impact on quality of life: a randomised controlled trial. *BJOG.* 2016;123(6):965-973. doi:10.1111/1471-0528.13919
56. Okesene-Gafa KAM, Li M, McKinlay CJD, et al. Effect of antenatal dietary interventions in maternal obesity on pregnancy weight-gain and birthweight: Healthy Mums and Babies (HUMBA) randomized trial. *Am J Obstet Gynecol.* 2019;221(2):152e.1-152e.13. doi:10.1016/j.ajog.2019.03.003
57. Olson CM, Groth SW, Graham ML, Reschke JE, Strawderman MS, Fernandez ID. The effectiveness of an online intervention in preventing excessive gestational weight gain: the e-Moms Roc randomized controlled trial. *BMC Pregnancy Childbirth.* 2018;18(1):148. doi:10.1186/s12884-018-1767-4
58. Peccei A, Blake-Lamb T, Rahilly D, Hatoum I, Bryant A. Intensive prenatal nutrition counseling in a community health setting: a randomized controlled trial. *Obstet Gynecol.* 2017;130(2):423-432. doi:10.1097/AOG.0000000000002134
59. Pelaez M, Gonzalez-Cerrón S, Montejo R, Barakat R. Protective effect of exercise in pregnant women including those who exceed weight gain

- recommendations: a randomized controlled trial. *Mayo Clin Proc.* 2019;94(10):1951-1959. doi:10.1016/j.mayocp.2019.01.050
60. Petrella E, Malavolti M, Bertarini V, et al. Gestational weight gain in overweight and obese women enrolled in a healthy lifestyle and eating habits program. *J Matern Fetal Neonatal Med.* 2014;27(13):1348-1352. doi:10.3109/14767058.2013.858318
61. Perales M, Rodríguez YC, Terrones MV, Mulas AL, Carballo RB. Exercise and depression in overweight and obese pregnant women: a randomised controlled trial. *Archivos de Medicina del Deporte.* 2015;16(7):156-163. http://archivosdemedicinadeldeporte.com/articulos/upload/or04_perales.pdf
62. Phelan S, Phipps MG, Abrams B, Darroch F, Schaffner A, Wing RR. Randomized trial of a behavioral intervention to prevent excessive gestational weight gain: the Fit for Delivery Study. *Am J Clin Nutr.* 2011;93(4):772-779. doi:10.3945/ajcn.110.005306
63. Phelan S, Wing RR, Brannen A, et al. Randomized controlled clinical trial of behavioral lifestyle intervention with partial meal replacement to reduce excessive gestational weight gain. *Am J Clin Nutr.* 2018;107(2):183-194. doi:10.1093/ajcn/nqx043
64. Polley BA, Wing RR, Sims CJ. Randomized controlled trial to prevent excessive weight gain in pregnant women. *Int J Obes Relat Metab Disord.* 2002;26(11):1494-1502. doi:10.1038/sj.ijo.0802130
65. Rauh K, Gabriel E, Kerschbaum E, et al. Safety and efficacy of a lifestyle intervention for pregnant women to prevent excessive maternal weight gain: a cluster-randomized controlled trial. *BMC Pregnancy Childbirth.* 2013;13:151. doi:10.1186/1471-2393-13-151
66. Redman LM, Gilmore LA, Breaux J, et al. Effectiveness of SmartMoms, a novel eHealth intervention for management of gestational weight gain: randomized controlled pilot trial. *JMIR Mhealth Uhealth.* 2017;5(9):e133. doi:10.2196/mhealth.8228
67. Renault KM, Norgaard K, Nilas L, et al. The Treatment of Obese Pregnant women (TOP) study: a randomized controlled trial of the effect of physical activity intervention assessed by pedometer with or without dietary intervention in obese pregnant women. *Am J Obstet Gynecol.* 2013;210(2):134.e1-134.e9. doi:10.1016/j.ajog.2013.09.029
68. Ronnberg AK, Ostlund I, Fadl H, Gottvall T, Nilsson K. Intervention during pregnancy to reduce excessive gestational weight gain—a randomised controlled trial. *BJOG.* 2015;122(4):537-544. doi:10.1111/1471-0528.13131
69. Rönö K, Grotenfelt NE, Klemetti MM, et al. Effect of a lifestyle intervention during pregnancy—findings from the Finnish gestational diabetes prevention trial (RADIEL). *J Perinatol.* 2018b;38(9):1157-1164. doi:10.1038/s41372-018-0178-8
70. Rönö K, Stach-Lempinen B, Eriksson JG, et al. Prevention of gestational diabetes with a prepregnancy lifestyle intervention—findings from a randomized controlled trial. *Int J Womens Health.* 2018a;10:493-501. doi:10.2147/IJWH.S162061
71. Ruiz JR, Perales M, Pelaez M, Lopez C, Lucia A, Barakat R. Supervised exercise-based intervention to prevent excessive gestational weight gain: a randomized controlled trial. *Mayo Clin Proc.* 2013;88(12):1388-1397. doi:10.1016/j.mayocp.2013.07.020
72. Sagedal LR, Øverby NC, Bere E, et al. Lifestyle intervention to limit gestational weight gain: the Norwegian Fit for Delivery randomised controlled trial. *BJOG.* 2017;124(1):97-109. doi:10.1111/1471-0528.13862
73. Seneviratne SN, Jiang Y, Derraik J, et al. Effects of antenatal exercise in overweight and obese pregnant women on maternal and perinatal outcomes: a randomised controlled trial. *BJOG.* 2016;123(4):588-597. doi:10.1111/1471-0528.13738
74. Simmons D, Devlieger R, van Assche A, et al. Effect of physical activity and/or healthy eating on GDM risk: the DALI lifestyle study. *J Clin Endocrinol Metab.* 2017;102(3):903-913. doi:10.1210/jc.2016-3455
75. Skouteris H, McPhee S, Hill B, et al. Health coaching to prevent excessive gestational weight gain: a randomized-controlled trial. *Br J Health Psychol.* 2016;21(1):31-51. doi:10.1111/bjhp.12154
76. Smith K, Lanningham-Foster L, Welch A, Campbell C. Web-based behavioral intervention increases maternal exercise but does not prevent excessive gestational weight gain in previously sedentary women. *J Phys Act Health.* 2016;13(6):587-593. doi:10.1123/jpah.2015-0219
77. Thomson JL, Tussing-Humphreys LM, Goodman MH, Olander SE. Gestational weight gain: results from the Delta Healthy Sprouts comparative impact trial. *J Pregnancy.* 2016;2016:5703607. doi:10.1155/2016/5703607
78. Van Horn L, Peaceman A, Kwasny M, et al. Dietary approaches to stop hypertension diet and activity to limit gestational weight: maternal offspring metabolics family intervention trial, a technology enhanced randomized trial. *Am J Prev Med.* 2018;55(5):603-614. doi:10.1016/j.amepre.2018.06.015
79. Vesco KK, Karanja N, King JC, et al. Efficacy of a group-based dietary intervention for limiting gestational weight gain among obese women: a randomized trial. *Obesity (Silver Spring).* 2014;22(9):1989-1996. doi:10.1002/oby.20831
80. Vinter CA, Jensen DM, Ovesen P, Beck-Nielsen H, Jørgensen JS. The LiP (Lifestyle in Pregnancy) study: a randomized controlled trial of lifestyle intervention in 360 obese pregnant women. *Diabetes Care.* 2011;34(12):2502-2507. doi:10.2337/dc11-1150
81. Willcox JC, Wilkinson SA, Lappas M, et al. A mobile health intervention promoting healthy gestational weight gain for women entering pregnancy at a high body mass index: the txt4two pilot randomised controlled trial. *BJOG.* 2017;124(11):1718-1728. doi:10.1111/1471-0528.14552
82. Wolff S, Legarth J, Vangsgaard K, Toubro S, Astrup A. A randomized trial of the effects of dietary counseling on gestational weight gain and glucose metabolism in obese pregnant women. *Int J Obes (Lond).* 2008;32(3):495-501. doi:10.1038/sj.ijo.0803710
83. Claesson IM, Josefsson A, Sydsjö G. Prevalence of anxiety and depressive symptoms among obese pregnant and postpartum women: an intervention study. *BMC Public Health.* 2010;10:766. doi:10.1186/1471-2458-10-766
84. Gray-Donald K, Robinson E, Collier A, David K, Renaud L, Rodrigues S. Intervening to reduce weight gain in pregnancy and gestational diabetes mellitus in Cree communities: an evaluation. *CMAJ.* 2000;163(10):1247-1251.
85. McGiveron A, Foster S, Pearce J, Taylor MA, McMullen S, Langley-Evans SC. Limiting antenatal weight gain improves maternal health outcomes in severely obese pregnant women: findings of a pragmatic evaluation of a midwife-led intervention. *J Hum Nutr Diet.* 2015;28(suppl 1):29-37. doi:10.1111/jhn.12240
86. Epel E, Laraia B, Coleman-Phox K, et al. Effects of a mindfulness-based intervention on distress, weight gain, and glucose control for pregnant low-income women: a quasi-experimental trial using the ORBIT model. *Int J Behav Med.* 2019;26(5):461-473. doi:10.1007/s12529-019-09779-2
87. HD Pulse: an ecosystem of health disparities and minority health resources. National Institute on Minority Health and Health Disparities. Published 2017. Accessed May 2019. <https://hdpulse.nimhd.nih.gov/>
88. LeBlanc ES, Smith NX, Vesco KK, Paul IM, Stevens VJ. Weight loss prior to pregnancy and subsequent gestational weight gain: Prepare, a randomized clinical trial. *Am J Obstet Gynecol.* 2021;224(1):99.e1-99.e14. doi:10.1016/j.ajog.2020.07.027
89. Dodd JM, McPhee AJ, Deussen AR, et al. Effects of an antenatal dietary intervention in overweight and obese women on 6 month infant outcomes: follow-up from the LIMIT randomised trial. *Int J Obes (Lond).* 2018;42(7):1326-1335. doi:10.1038/s41366-018-0019-z
90. Haire-Joshu D, Cahill AG, Stein RI, et al. Randomized controlled trial of home-based lifestyle therapy on postpartum weight in underserved women with overweight or obesity. *Obesity (Silver Spring).* 2019;27(4):535-541. doi:10.1002/oby.22413
91. Harrison CL, Lombard CB, Teede HJ. Limiting postpartum weight retention through early antenatal intervention: the HeLP-her randomised controlled trial. *Int J Behav Nutr Phys Act.* 2014;11:134. doi:10.1186/s12966-014-0134-8
92. Herring SJ, Cruice JF, Bennett GG, et al. Intervening during and after pregnancy to prevent weight retention among African American women. *Prev Med Rep.* 2017;7:119-123. doi:10.1016/j.pmedr.2017.05.015
93. Hoffmann J, Günther J, Stecher L, et al. Effects of a lifestyle intervention in routine care on short- and long-term maternal weight retention and breastfeeding behavior—12 months follow-up of the cluster-randomized GeliS trial. *J Clin Med.* 2019;8(6):19. doi:10.3390/jcm8060876
94. Huvinen E, Koivusalo SB, Meiniälä J, et al. Effects of a lifestyle intervention during pregnancy and first postpartum year: findings from the RADIEL study. *J Clin Endocrinol Metab.* 2018;103(4):1669-1677. doi:10.1210/jc.2017-02477
95. Kinnunen TI, Raitanen J, Aittasalo M, Luoto R. Preventing excessive gestational weight gain—a secondary analysis of a cluster-randomised controlled trial. *Eur J Clin Nutr.* 2012;66(12):1344-1350. doi:10.1038/ejcn.2012.146
96. Phelan S, Phipps MG, Abrams B, et al. Does behavioral intervention in pregnancy reduce

postpartum weight retention? twelve-month outcomes of the Fit for Delivery randomized trial. *Am J Clin Nutr*. 2014;99(2):302-311. doi:10.3945/ajcn.113.070151

97. Rauh K, Gunther J, Kunath J, Stecher L, Hauner H. Lifestyle intervention to prevent excessive maternal weight gain: mother and infant follow-up at 12 months postpartum. *BMC Pregnancy Childbirth*. 2015;15:265. doi:10.1186/s12884-015-0701-2

98. Thomson JL, Goodman MH, Tussing-Humphreys LM, Landry AS. Infant growth outcomes from birth to 12 months of age: findings from the Delta Healthy Sprouts randomized comparative impact trial. *Obes Sci Pract*. 2018;4(4):299-307. doi:10.1002/osp4.272

99. Vesco KK, Leo MC, Karanja N, et al. One-year postpartum outcomes following a weight management intervention in pregnant women with obesity. *Obesity (Silver Spring)*. 2016;24(10):2042-2049. doi:10.1002/oby.21597

100. Garnæs KK, Nyrnes SA, Salvesen KA, Salvesen Ø, Mørkved S, Moholdt T. Effect of supervised exercise training during pregnancy on neonatal and maternal outcomes among overweight and obese women: secondary analyses of the ETIP trial: a randomised controlled trial. *PLoS One*. 2017;12(3):e0173937. doi:10.1371/journal.pone.0173937

101. Phelan S, Wing RR, Brannen A, et al. Does partial meal replacement during pregnancy reduce 12-month postpartum weight retention? *Obesity (Silver Spring)*. 2019;27(2):226-236. doi:10.1002/oby.22361

102. Sagedal LR, Sanda B, Øverby NC, et al. The effect of prenatal lifestyle intervention on weight retention 12 months postpartum: results of the Norwegian Fit for Delivery randomised controlled

trial. *BJOG*. 2017b;124(1):111-121. doi:10.1111/1471-0528.13863

103. Tanvig M, Vinter CA, Jørgensen JS, et al. Effects of lifestyle intervention in pregnancy and anthropometrics at birth on offspring metabolic profile at 2.8 years: results from the Lifestyle in Pregnancy and Offspring (LiPO) study. *J Clin Endocrinol Metab*. 2015;100(1):175-183. doi:10.1210/jc.2014-2675

104. Tanvig M, Vinter CA, Jørgensen JS, et al. Anthropometrics and body composition by dual energy x-ray in children of obese women: a follow-up of a randomized controlled trial (the Lifestyle in Pregnancy and Offspring [LiPO] study). *PLoS One*. 2014;9(2):e89590. doi:10.1371/journal.pone.0089590

105. Vinter CA, Jensen DM, Ovesen P, et al. Postpartum weight retention and breastfeeding among obese women from the randomized controlled Lifestyle in Pregnancy (LiP) trial. *Acta Obstet Gynecol Scand*. 2014;93(8):794-801. doi:10.1111/aogs.12429

106. American College of Obstetricians and Gynecologists. ACOG practice bulletin No. 202: gestational hypertension and preeclampsia. *Obstet Gynecol*. 2019;133(1):e1-e25. doi:10.1097/aog.0000000000003018

107. Dodd JM, Grivell RM, Owens JA. Antenatal dietary and lifestyle interventions for women who are overweight or obese: outcomes from the LIMIT randomized trial. *Curr Nutr Rep*. 2014;3(4):392-399. doi:10.1007/s13668-014-0101-7

108. Patnode CD, Evans CV, Senger CA, Redmond N, Lin JS. *Behavioral Counseling to Promote a Healthful Diet and Physical Activity for Cardiovascular Disease Prevention in Adults Without*

Known Cardiovascular Disease Risk Factors: Updated Systematic Review for the U.S. Preventive Services Task Force. Agency for Healthcare Research and Quality; 2017.

109. LeBlanc ES, Patnode CD, Webber EM, Redmond N, Rushkin M, O'Connor EA. Behavioral and pharmacotherapy weight loss interventions to prevent obesity-related morbidity and mortality in adults: updated evidence report and systematic review for the US Preventive Services Task Force. *JAMA*. 2018;320(11):1172-1191. doi:10.1001/jama.2018.7777

110. Patnode CD, Evans CV, Senger CA, Redmond N, Lin JS. Behavioral counseling to promote a healthful diet and physical activity for cardiovascular disease prevention in adults without known cardiovascular disease risk factors: updated evidence report and systematic review for the US Preventive Services Task Force. *JAMA*. 2017;318(2):175-193. doi:10.1001/jama.2017.3303

111. MacDorman MF, Declercq E, Thoma ME. Trends in maternal mortality by sociodemographic characteristics and cause of death in 27 states and the District of Columbia. *Obstet Gynecol*. 2017;129(5):811-818. doi:10.1097/AOG.0000000000001968

112. Tucker MJ, Berg CJ, Callaghan WM, Hsia J. The Black-White disparity in pregnancy-related mortality from 5 conditions: differences in prevalence and case-fatality rates. *Am J Public Health*. 2007;97(2):247-251. doi:10.2105/AJPH.2005.072975

113. Cornell JE, Mulrow CD, Localio R, et al. Random-effects meta-analysis of inconsistent effects: a time for change. *Ann Intern Med*. 2014;160(4):267-270. doi:10.7326/M13-2886